

Printable Use Terms and Conditions

Printable copyright ©2018 www.simplykinder.com

Printable may be used for personal or classroom use.

Printable may not be duplicated for resale or distribution. Simply Kinder must be credited on all images associated with the printable or it's original post.

Printable Graphics Credit:

Bears: Teaching in the Tongass



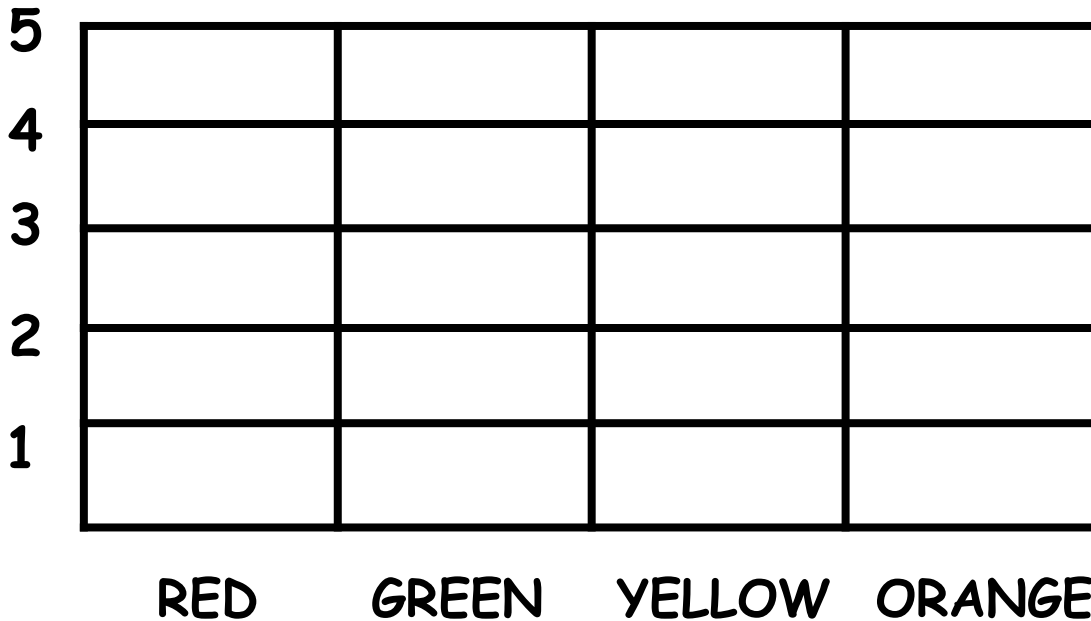
Borders: Zippa-Dee-Doo-Dah Designs



Name: _____

Teddy Bear Graphing

Pour your cup of bears on the table. Fill in the graph below to see how many there are of each color.



Use the graph to solve the questions:


1. How many red bears are there?
2. How many yellow bears are there?
3. How many red and yellow bears in all?




Name: _____

Teddy Bear Patterns

Complete the number patterns by filling in the blank.





Draw your own pattern below.

Bear Stacking Patterns: Complete the pattern by filling in the blank.



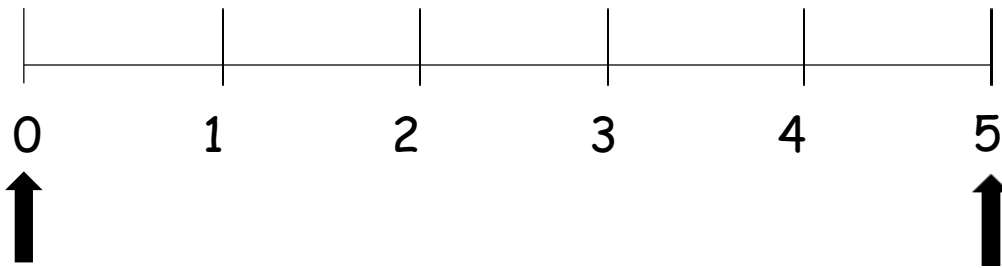
Name: _____

Teddy Bear S.T.E.A.M.

Engineering: Try stacking bears on top of each other. How many bears can you stack?

I can stack _____ bears.

Using the measuring line below, line up the bears end to end to make a line that is 5 inches long.



How many teddy bears did it take to make a line 5 inches long?

Draw a picture of a bear in the box below. Color the bear using your favorite color.

