

# DECODABLE READERS & WORD WORK

- ★ Support **decoding**, **phonics**, **word Work**, and build reading fluency
- ★ **105+ Science of Reading** aligned Reader & Supporting Activities
- ★ **Low-prep** print & go or digital versions for **whole group**, **small group**, intervention, homework, & more


Keep Reading For More Details



name \_\_\_\_\_

## Ben's Leg

DECODABLE STORY CVC - SHORT E

**SAY IT**  Ben's Leg


**DRAW IT**

**TAP IT** ○ ○ ○ ○

**ABC BUILD IT**


**bed**

**WRITE IT**

 leg  
Ben  
yes

**Ben's Leg**

Decodable Words		Sight Words	
Ben	bed	OK	out
net	leg	has	on
set		he	his
get		of	
gets			

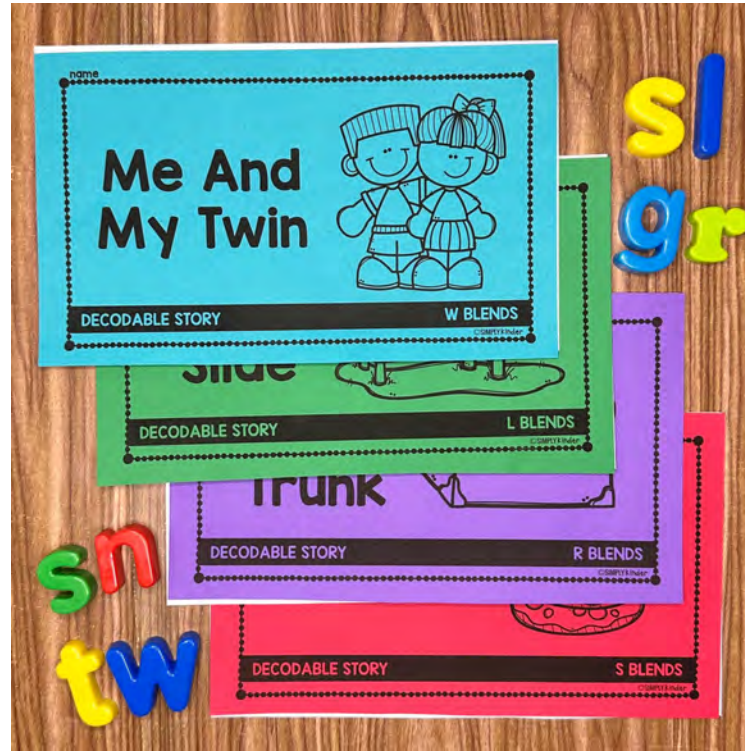

 **bed**



# HOW MANY DECODABLES DO YOU GET

105+ Decodable Readers with Updates to Any New Sets

Each set get its OWN 70+ page PDF



Over 105+ different readers!



# WHY SIMPLY KINDER DECODABLE READERS



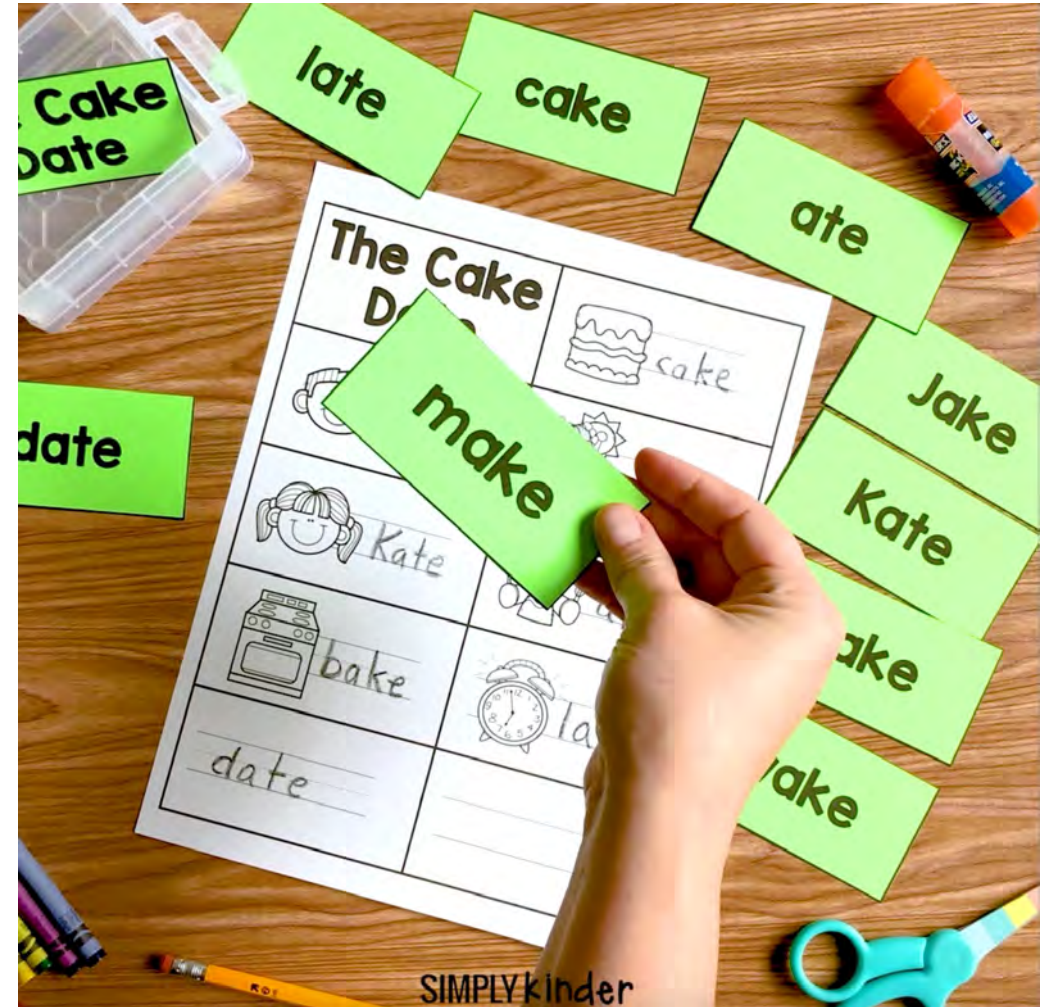
**Science of Reading** aligned printable & digital decodable readers



Consistent activities which are perfect for **centers, whole group, homework**, and more




Over **1,800 teacher reviews** make this an early elementary must-have!





# WHAT'S INCLUDED IN EACH SET

Horizontal,  
half page,  
whole page,  
color, black  
and white,  
and digital  
readers for  
all your  
needs



A huge variety  
of activities  
from word  
mapping,  
foldable books,  
games,  
cut/glue,  
sentences, and  
more.





# HOW TO USE THE DECODABLE BUNDLE




## HOMework

Send home the reader and an activity to practice with families.

## SMALL GROUP

Use the readers and activities to practice key literacy skills.



## CENTERS

These work great in your center rotations too.





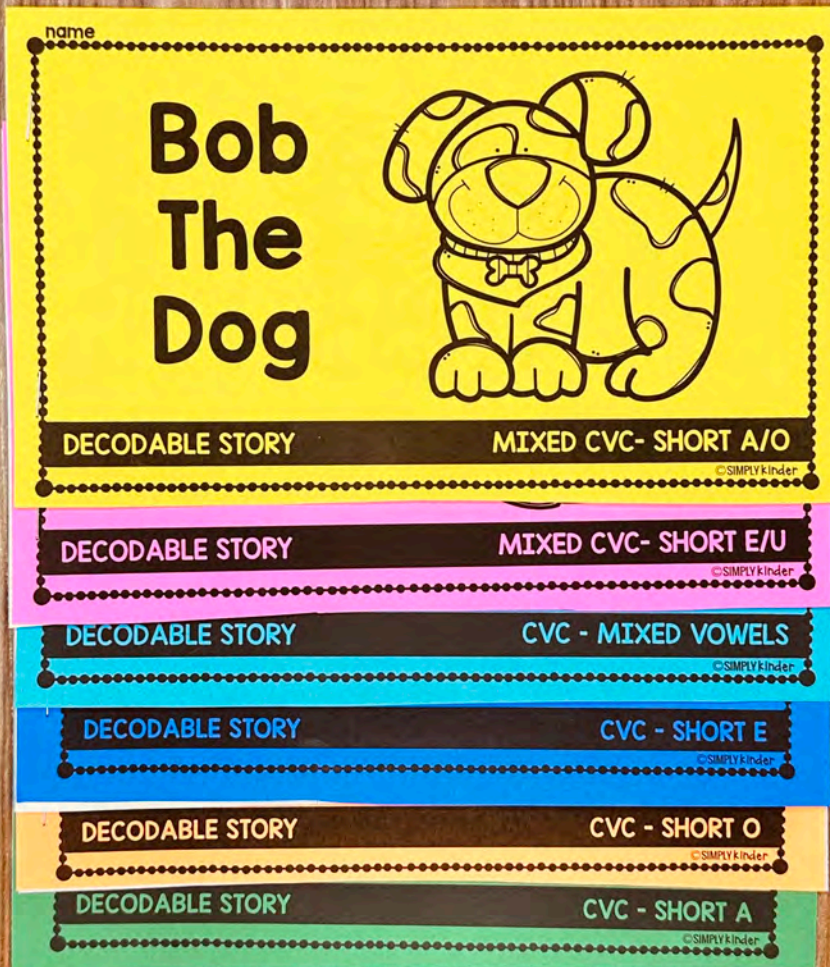




# WHAT TYPES OF ACTIVITIES ARE INCLUDED

- ✓ Short vowel
- ✓ Long vowel
- ✓ Digraphs
- ✓ Blends
- ✓ Vowel Teams
- ✓ & more to come

- Decodable in multiple formats
- Small group aid printables
- Word Work printables
- Centers & Activities
- Google Slide & Seesaw
- & MORE





# BONUS: HOLIDAY DECODABLE SETS



Christmas, New Year, 100<sup>th</sup> Day, Valentine's Day, & MORE



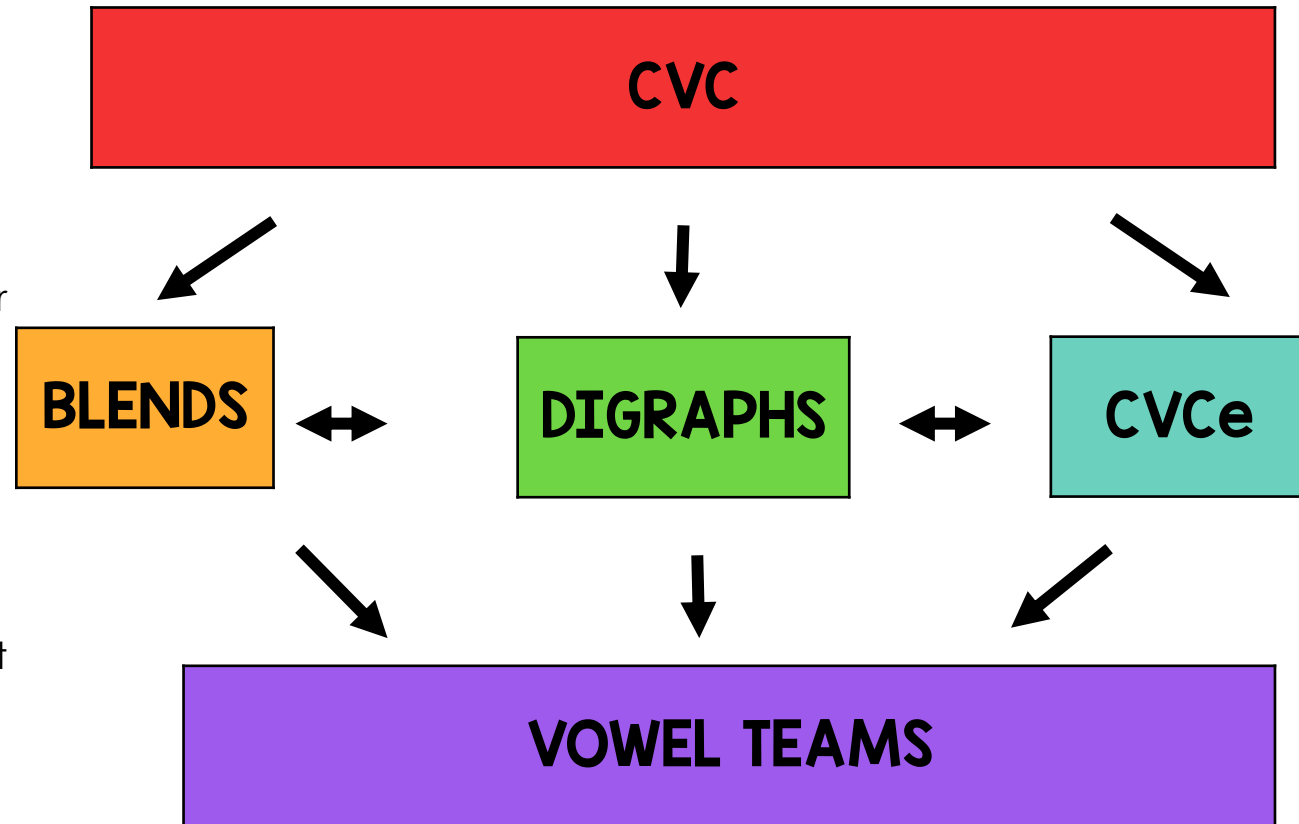


# DECODABLE SCOPE AND SEQUENCE

Simply Kinder Decodables are phonic skill based so you can easily supplement them into your lessons. We recommend these books be used in conjunction with strong, research / evidence-based science of reading curriculum.

- We give you multiple books for every skill because we know sometimes students need to spend a little more time on a particular skill.
- We give you several paths to take because we know that the order in which you teach those patterns depends on your core curriculum and can sometimes change.
- We give you isolated phonics patterns (CVC Short E), combination phonics patterns (CVC Short E & Short A), and mixed phonics patterns (CVC Short Vowels).
- The books build upon each other in a way that makes sense. For example, we know that you will most likely not teach short u first, so some of our short u books may have other short vowel patterns in them.

Our decodables do not go in a specific order, but they do build upon each other in a logical order. They are designed to support students as they learn to read fluently considering common prior knowledge for each step of the way.





# WHAT ARE TEACHERS SAYING ABOUT THEM



★★★★★ Extremely satisfied


I love all of these decodables and how each book is it's own pdf. It is easy to add them to Google and it has a lot of different activities for each book that could be used in class or at home!

★★★★★ Extremely satisfied

This is a solid resource that is perfectly aligned with the Science of Reading. The instructions and activities are wonderful and easy to use.

★★★★★ Extremely satisfied

Wonderful set and decodable books, vocabulary, comprehension, and word work! This is a fantastic resources that is very easy to use and has many opportunities for differentiation. I used these with my small groups. The picture cards were great for my ESL learners.






# THE BOOK OPTIONS


## Option 1: Half Page Decodable Book

This is a traditional version of the book. Prints two to a page horizontally for ease of turning pages. Just print, cut, and staple. Each story has 6 pages.




## Option 2: Half Page Draw Pictures

Same version as above but no pictures. Students will draw the pictures to match the sentence/s on the page. Option 2 & 3 use the same template.



## Option 3: Half Page Glue Pictures

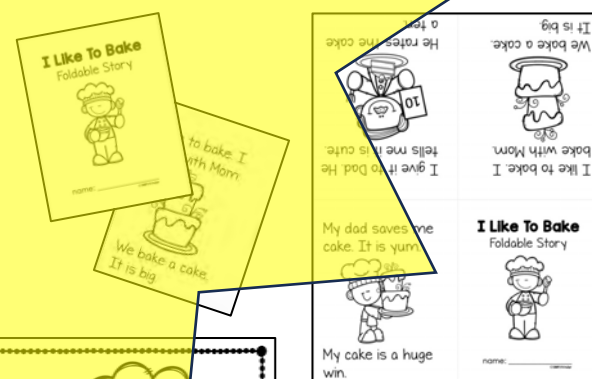
Same version as above but no pictures. Students will cut and glue the pictures to match the sentence/s on the page. An additional page with cutouts is provided. Option 3 uses the same template.



# PREVIEW


## Option 4: Single Page Foldable Book

This option is the same story but condensed onto one foldable printable page. There are only 3 story pages, so less pictures. Fold the book one time over and then in half to create the book. No cutting or stapling!



## Option 5: Full Size Print Book

A full-size option for students who need it larger or for a teacher copy.



## Option 6: Digital Versions


Assign a copy in Google or Seesaw using all the features that come in those platforms.

**CLICK HERE FOR GOOGLE or HERE FOR SEESAW**



name

# I Like To Bake



DECODABLE STORY


MIXED CVCe - LONG A/U

©SIMPLYkinder

## PREVIEW

name

# I Like To Bake



DECODABLE STORY

MIXED CVCe - LONG A/U

©SIMPLYkinder



## DECODABLE WORDS

bake

cake

cute

takes

rates

saves

huge

## HIGH FREQUENCY WORDS

like

to

we

give

he

my

with

me

# PREVIEW

## DECODABLE WORDS

bake

cake

cute

takes

rates

saves

huge

## HIGH FREQUENCY WORDS

like

to

we

give


he

my

with

me






I like to bake.

I bake with

Mom.


# PREVIEW



I like to bake.

I bake with


Mom.



We bake a cake.

It is big.

**PREVIEW**



We bake a cake.

It is big.





I give it to Dad.

He tells me it is  
cute.

# PREVIEW



I give it to Dad.

He tells me it is  
cute.




He rates the  
cake a ten.

**PREVIEW**




He rates the  
cake a ten.





My dad saves  
me cake. It  
is yum.

# PREVIEW




My dad saves  
me cake. It  
is yum.



My cake is a huge win.

**PREVIEW**




My cake is a huge win.



name

# I Like To Bake



DECODABLE STORY


MIXED CVCe - LONG A/U

©SIMPLYkinder

## PREVIEW

name

# I Like To Bake



DECODABLE STORY

MIXED CVCe - LONG A/U

©SIMPLYkinder

## DECODABLE WORDS

bake

cake

cute

takes

rates

saves

huge

## HIGH FREQUENCY WORDS

like

to

we

give

he

my

with

me

# PREVIEW

## DECODABLE WORDS

bake

cake

cute

takes

rates

saves

huge

## HIGH FREQUENCY WORDS

like

to

we

give

he

my

with

me



I like to bake.

I bake with

Mom.

**PREVIEW**

I like to bake.

I bake with

Mom.

We bake a cake.

It is big.

**PREVIEW**

We bake a cake.

It is big.



I give it to Dad.

He tells me it is  
cute.

**PREVIEW**

I give it to Dad.

He tells me it is  
cute.

He rates the  
cake a ten.

**PREVIEW**

He rates the  
cake a ten.



My dad saves

me cake. It

is yum.

**PREVIEW**

My dad saves

me cake. It

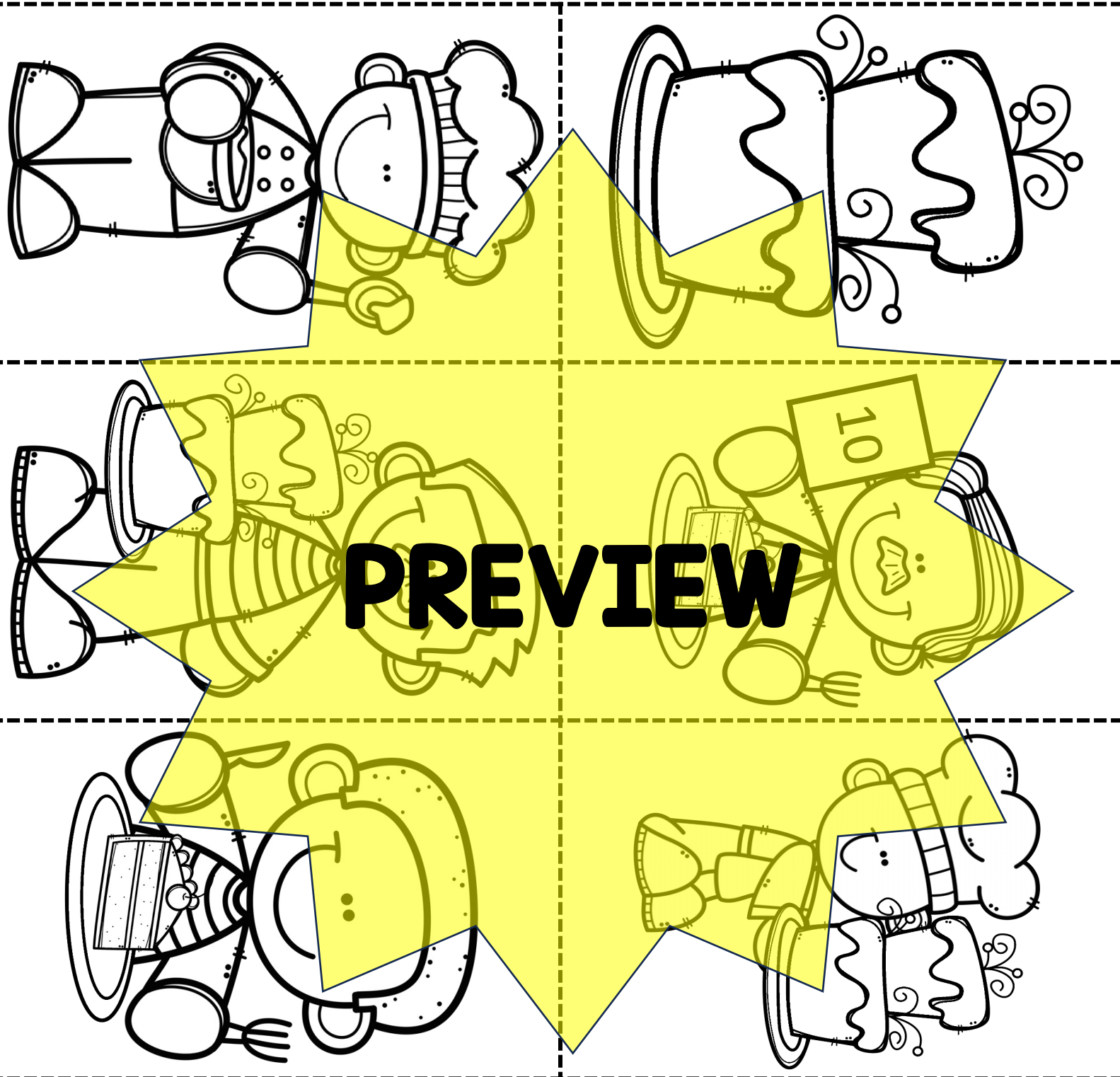
is yum.



My cake is a huge win.

**PREVIEW**

My cake is a huge win.




**PREVIEW**



It is big.

We bake a cake.




I like to bake. I bake with Mom.

I like to bake. I

# PREVIEW

## I Like To Bake

Foldable Story




name: \_\_\_\_\_

©SIMPLYkinder

a ten.

He rates the cake



tells me it is cute.

I give it to Dad. He


My dad saves me  
cake. It is yum.



My cake is a huge  
win.

# I Like To Bake

## PREVIEW



DECODABLE STORY

MIXED CVCe- LONG A/U

## DECODABLE WORDS

bake

cute

rates

huge

cake

takes

saves

# PREVIEW

cake

takes

saves

like

we

he

with

to


give

my

me

## SIGHT WORDS






**PREVIEW**

I like to bake.  
I like to bake with Mom.

**PREVIEW**

We bake a cake.  
This is big.



**PREVIEW**


give it to Dad.  
tells me it is  
ate.






**PREVIEW**

He rates the  
cake a ten.



**PREVIEW**

My dad saves  
some cake. It is  
yum.






**PREVIEW**

My cake is a huge win.



# I Like To Bake

**PREVIEW**



**DECODABLE STORY**

**MIXED CVCe- LONG A/U**

## DECODABLE WORDS

bake

cute

rates

huge

cake

takes

saves

# PREVIEW

cake

takes

saves

like

we

he

with

to

give

my

me

## SIGHT WORDS




# PREVIEW

I like to bake.  
I like to bake with Mom.




**PREVIEW**




We bake a cake.  
This is big.

**PREVIEW**




# PREVIEW

He rates the  
cake a ten.



**PREVIEW**

My dad saves  
some cake. It is  
yum.








**PREVIEW**

My cake is a huge win.

A large, yellow, multi-pointed starburst shape with a thin black outline, centered on a white background. The text is centered within the starburst.


**SMALL  
GROUP  
PREVIEW  
AIDES**

# I Like To Bake



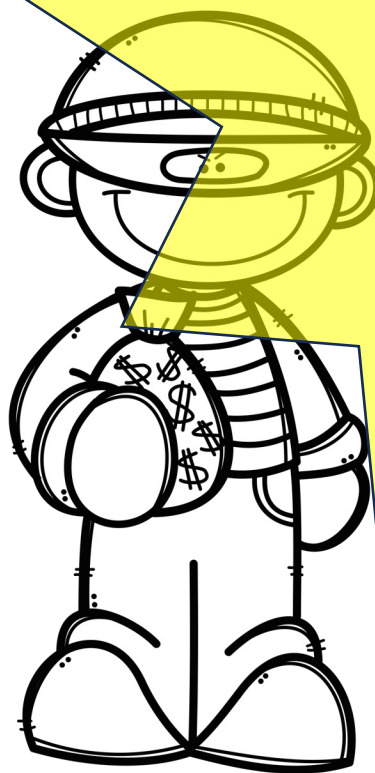
bake

huge



cake


**PREVIEW**



take




cute




save

# I Like To Bake



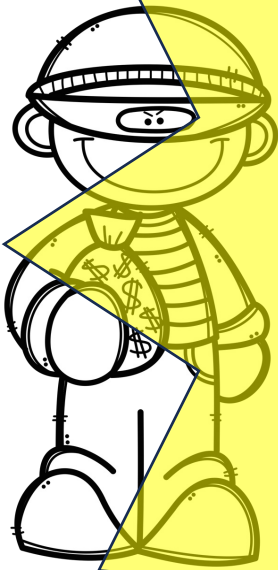
bake



huge



cake




take

**PREVIEW**



cute



save

like

to

we

give

he

my

with

me



# I Like To Bake

Decodable Words

Sight Words

bake

cake

like

to

cute

takes

we

give

rates

saves

he

my

huge

with

me

©SIMPLYkinder

## PREVIEW

I Like To Bake

Decodable Words

Sight Words

bake

cake

like

to

cute

takes

we

give

rates

saves

he


my

huge


with

me

©SIMPLYkinder





bake




**PREVIEW**

cake






take



**PREVIEW**

cute



save

# rates



**PREVIEW**



bake

huge  
**PREVIEW**

cake

take

cute  
**PREVIEW**

save

# rates



**PREVIEW**

**I Like  
To Bake**

**bake**

**huge**


**cake**

**take a route**  
**PREVIEW**

**save**

**rates**

**I Like  
To Bake**



**bake**



**huge**



**cake**




**take**

**PREVIEW**



**cute**






**save**


**rates**



# I Like To Bake



**PREVIEW**



\_\_\_\_\_

\_\_\_\_\_

\_\_\_\_\_

\_\_\_\_\_

\_\_\_\_\_

\_\_\_\_\_

# I Like To Bake

---

---

---

---

---

---

---

---

---

## PREVIEW

---

---

---

---

---

---

---

---

---

---

---

---

# **WORD WORK PRINTABLES**

## **PREVIEW**

Use the vocabulary  
above for the pictures.

# TAPPING WORDS


Say the word, tap the sounds on the dots,  
and write the word on the line.



---

---


---



---

---


---



---

---

---



---

---


---



---

---

---



---

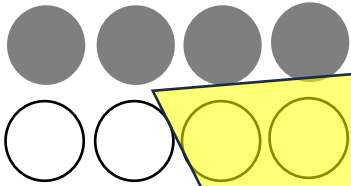

---

---



## PREVIEW

# TAP-COLOR-WRITE

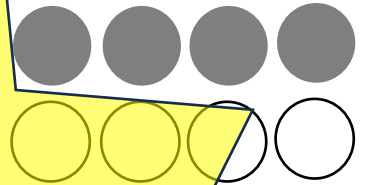

Tap the sounds on the first dots, color how many sounds on the next dots, and write the word on the line.



\_\_\_\_\_  
\_\_\_\_\_  
\_\_\_\_\_





\_\_\_\_\_  
\_\_\_\_\_  
\_\_\_\_\_

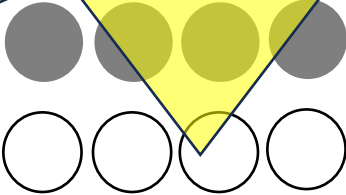



\_\_\_\_\_  
\_\_\_\_\_  
\_\_\_\_\_



## PREVIEW



\_\_\_\_\_  
\_\_\_\_\_  
\_\_\_\_\_



\_\_\_\_\_  
\_\_\_\_\_  
\_\_\_\_\_




\_\_\_\_\_  
\_\_\_\_\_  
\_\_\_\_\_





# CUT & GLUE WORDS

Cut and glue the words to the matching pictures.



**PREVIEW**



**bake**

**save**

**cute**

**cake**

**huge**

**take**

# CUT & GLUE PICTURES

Read the word and glue the correct picture.

cute

huge

cake




save

take

bake


# PREVIEW

©SIMPLYkinder




# CUT AND WRITE

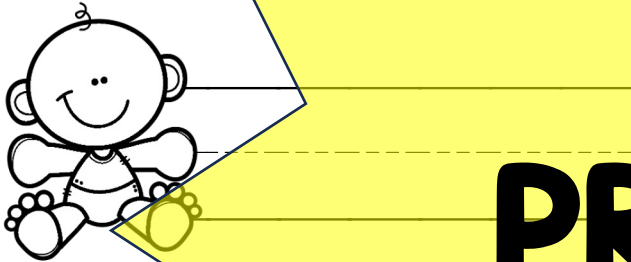
Cut and glue the letter tiles to make the words  
and then write the words on the line.




--	--	--	--



--	--	--	--



--	--	--	--



--	--	--	--

**PREVIEW**

©SIMPLYkinder

b	c	a	h	t	a	e	e
s	v	u	k	u	e	e	g


# WORD WORK ACTIVITIES

- Show the picture cards and have students write the word on whiteboards.
- Show the picture cards and have the students build the letters with the letter tiles. Go from word to word changing one letter if you can.
- Use the picture cards on the worksheet in a laminated pouch. Students can use a dry erase marker to draw the picture, tap the word, build the word with magnet letters, and write the word.
- Use the clip cards to either match the word to the picture or picture to the word.
- Play Four in a Row. Each player has a different color crayon. Take turns reading the word. If it is read correctly, color the box your color. Take turns reading the words until you have four in a row.
- Make foldable Little Books. Students can read the words, write or draw the words for the pictures, or cut and glue the pictures.


**PREVIEW**




I Like To Bake




I Like To Bake



I Like To Bake



I Like To Bake




I Like To Bake




I Like To Bake

**PREVIEW**







I Like To Bake



I Like To Bake




I Like To Bake




I Like To Bake

**PREVIEW**



I Like To Bake



I Like To Bake





SAY IT



DRAW IT



TAP IT



ABC

BUILD IT

**PREVIEW**



WRITE IT

# MAKING WORDS

Use these letter tiles to make the decodable words from the story.

<b>I Like To Bake</b>	<b>c</b>	<b>k</b>	<b>a</b>
<b>e</b>	<b>h</b>	<b>g</b>	<b>u</b>
<b>b</b>	<b>PREVIEW</b>	<b>+</b>	

CLIP CARDS: Use a paperclip or clothespin to mark the correct picture.

©SIMPLY Kinder

# cake

©SIMPLY Kinder

hug

©SIMPLY Kinder

save

©SIMPLY Kinder

bake

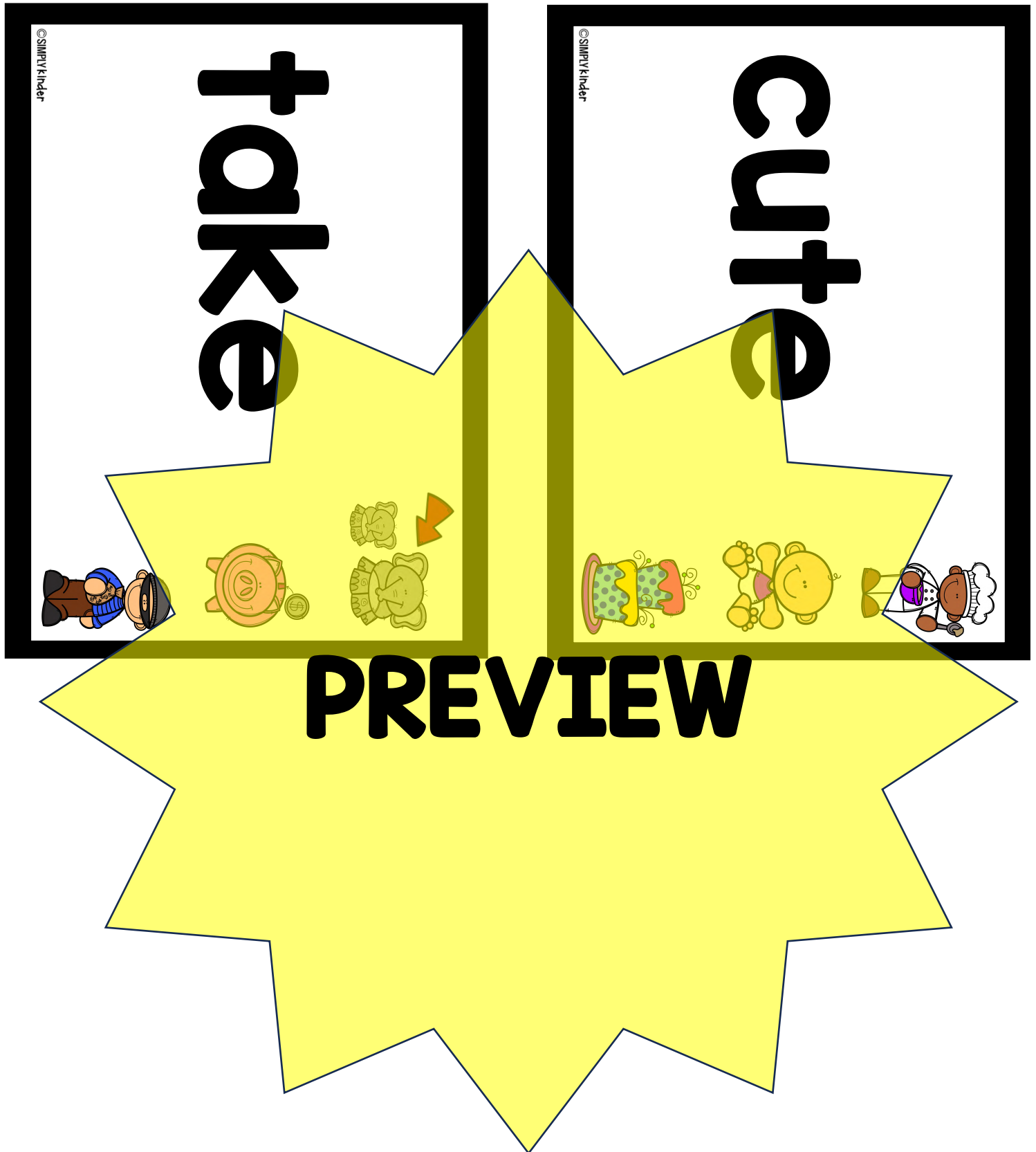
©SIMPLY Kinder

**PREVIEW**

The image shows a preview of four clip cards arranged in a cross shape. Each card has a word and three illustrations. The words are 'cake', 'hug', 'save', and 'bake'. The illustrations include a cake, a person hugging, a piggy bank, and a person saving.

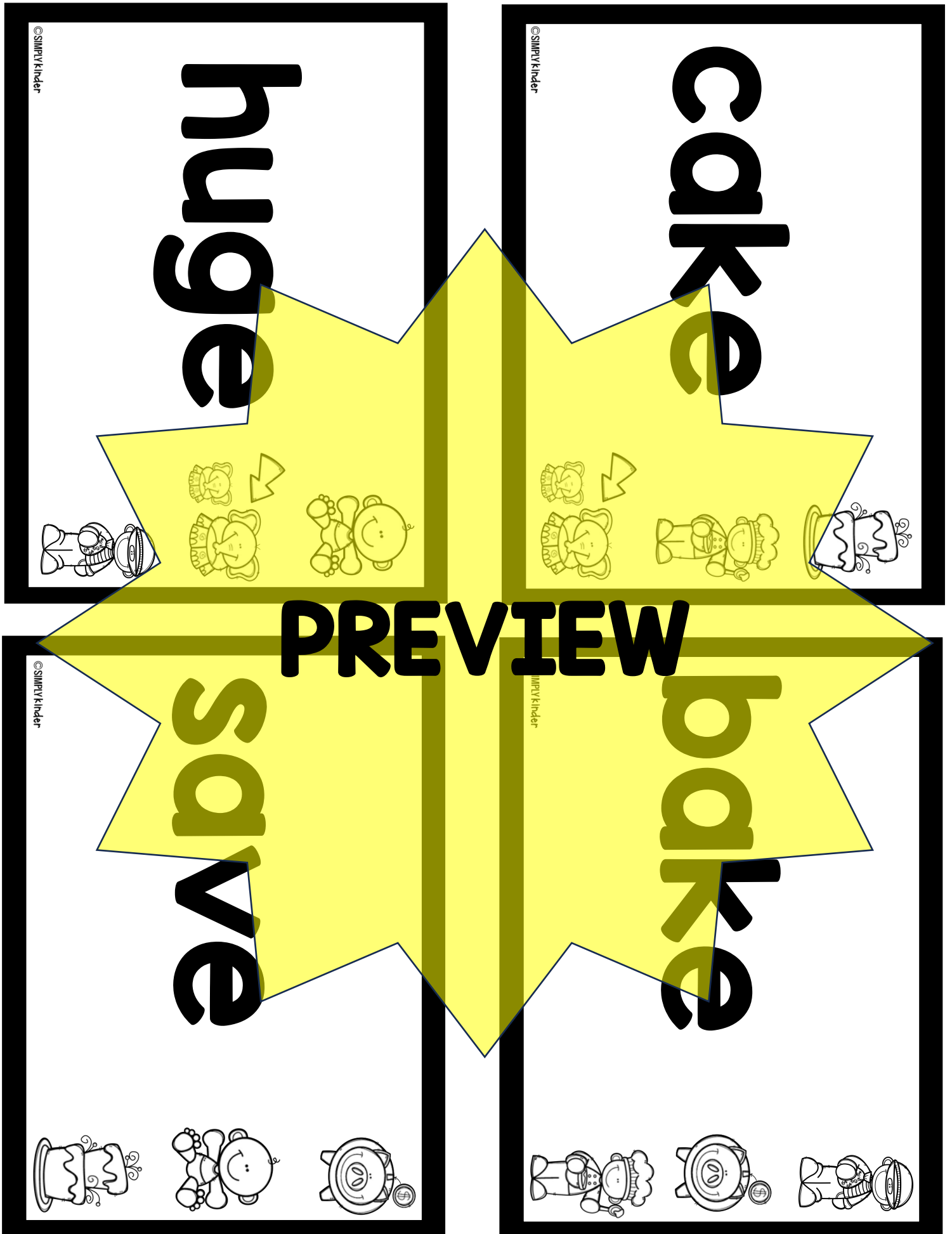
- Top Card (cake):** The word 'cake' is written vertically. The illustrations are a cake, a person hugging, and a piggy bank.
- Left Card (hug):** The word 'hug' is written vertically. The illustrations are a person hugging, a piggy bank, and a cake.
- Bottom Card (bake):** The word 'bake' is written vertically. The illustrations are a person hugging, a piggy bank, and a cake.
- Right Card (save):** The word 'save' is written vertically. The illustrations are a person hugging, a piggy bank, and a cake.

CLIP CARDS: Use a paperclip or clothespin to mark the correct picture.

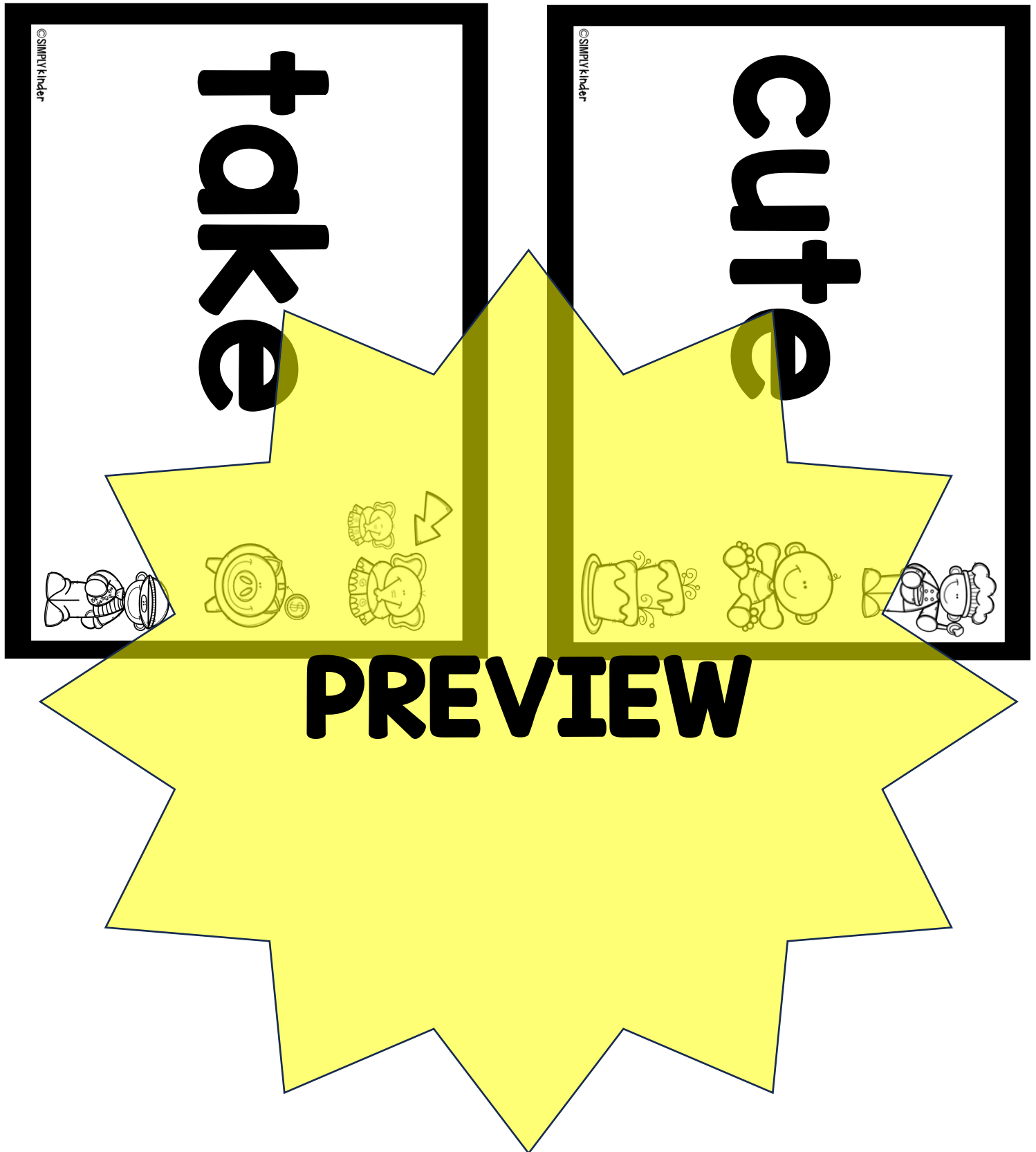







CLIP CARDS: Use a paperclip or clothespin to mark the correct picture.



CLIP CARDS: Use a paperclip or clothespin to mark the correct picture.




CLIP CARDS: Use a paperclip or clothespin to mark the correct word.



huge

save


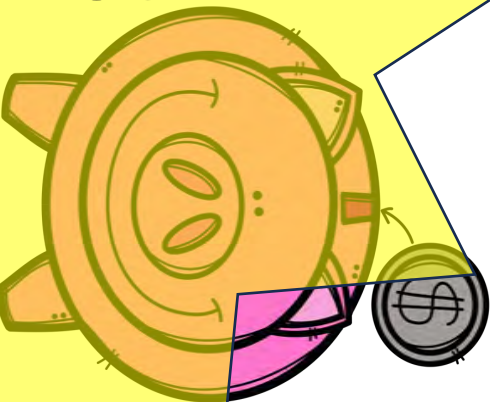
cute



bake

take


cake



huge

take

save




cute

cake


bake

PREVIEW

CLIP CARDS: Use a paperclip or clothespin to mark the correct word.



©SIMPLY Kinder



©SIMPLY Kinder

cute

huge

bake


cake

take

save


**PREVIEW**

CLIP CARDS: Use a paperclip or clothespin to mark the correct word.




**hughe**  
**save**  
**cute**  
**bake**

©SIMPLY Kinder




**hughe**  
**save**  
**cute**  
**bake**

©SIMPLY Kinder



**hughe**  
**take**  
**save**  
**bake**

©SIMPLY Kinder




**hughe**  
**take**  
**save**  
**bake**

©SIMPLY Kinder

**PREVIEW**

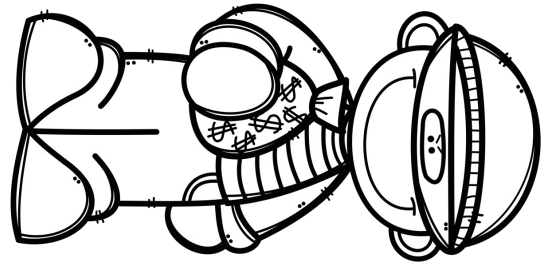
CLIP CARDS: Use a paperclip or clothespin to mark the correct word.



**cute**

**huge**

**bake**



**save**

**take**

**cake**

**PREVIEW**



# FOUR IN A ROW

Each player needs a different color crayon. Take turns reading the word. If it is read correctly, color the box your color. Take turns reading the words until you have four in a row.


player  
#1: \_\_\_\_\_

player  
#2: \_\_\_\_\_


cake	huge	cake	bake	save	cake
cute	bake	cute	huge	take	save
huge	take	save	cute	cake	take
save	take	huge	bake	take	bake
bake	cute	cake	save	huge	cute
huge	take	save	take	cute	bake
save	cute	bake	take	cake	huge
cute	cake	huge	save	bake	cake

**PREVIEW**

bake




huge



save



cake




# PREVIEW


## I Like To Bake

### Word Book




cute



take




name: \_\_\_\_\_



# PREVIEW

**I Like To Bake**  
Word Book



name: \_\_\_\_\_

bake

huge

save

cake


**PREVIEW**

**I Like To Bake**

Word Book






cute

take






name: \_\_\_\_\_

I Like To Bake



# PREVIEW

I Like To Bake





# Meet Jennifer

Jennifer is the founder, lead educator, and curriculum designer of Simply Kinder.

Jennifer and her talented team work hard to provide teachers just like you with high quality, low-prep, and always affordable resources that your students are sure to love.

With a passion for the Science of Reading, Jennifer has been attending conferences, trainings, and workshops on this since 2014. She also holds a masters degree in early childhood literacy and uses evidence based best teaching practice throughout Simply Kinder.

When you purchase from Simply Kinder, rest assured that she's got your back. As a team, we take pride in our customer service and update our resources as we learn and grow because we know your time and money is valuable.

But Simply Kinder is more than printable resources, it's a community of teachers and we would love for you to be in it.





# Simply Kinder Community

- ✓ Connect with other early childhood teachers
- ✓ Stay up to date with all thing's kindergarten
- ✓ Get FREE resources weekly from Simply Kinder

**CLICK HERE TO JOIN**

