


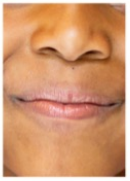


# SCIENCE OF READING ALPHABET SLIDES

Put the pictures that start with the sound on the pocket chart. 




Let's make the sound.



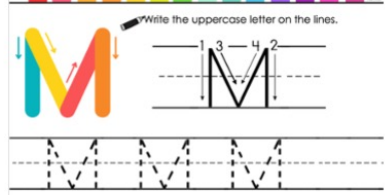
- mouth is closed
- lips are together and pushed flat
- sound comes out your nose

Circle the letter on the Alphabet Wall.



We can find the letter by saying the alphabet.

Write the uppercase letter on the lines.



★ Individual **Slide Decks** for All 26 Letters

★ **Editable** To Match Your Instructional needs

★ Informative & **Interactive**

★ Google And PowerPoint

Keep Reading For More Details



# WHY YOU WILL LOVE THESE



**Easily Teach** From Speech to Print



Use **Real Mouth Photos** and Aligned **Keywords**



Learn Sounds, Letter Formation, Spelling Patterns, & More

**SCIENCE OF READING  
ALPHABET SLIDES**

**Bb**

Here it is bigger so we can see it better.

Let's find it on our alphabet wall.

The keyword we will use for the sound and letter Bb is bat.

Lots of words start with this sound. Find and (color) some in the picture.

Let's make the uppercase letter.

1. Start at the top line and go all the way down to the bottom line.
2. Lift your pencil and go back up to the top and circle back around to the middle.
3. Circle back out and around to the bottom line.

**WITH REAL MOUTH KINDER PHOTOS** **SIMPLYkinder**



# WHEN TO USE ALPHABET SLIDES

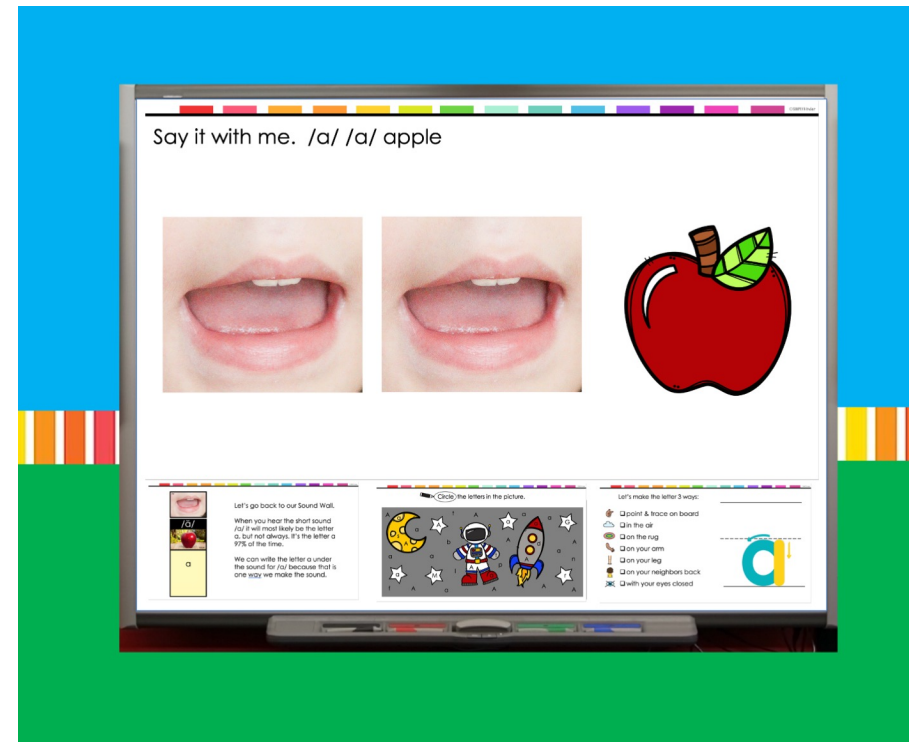


## PERIODIC REVIEW

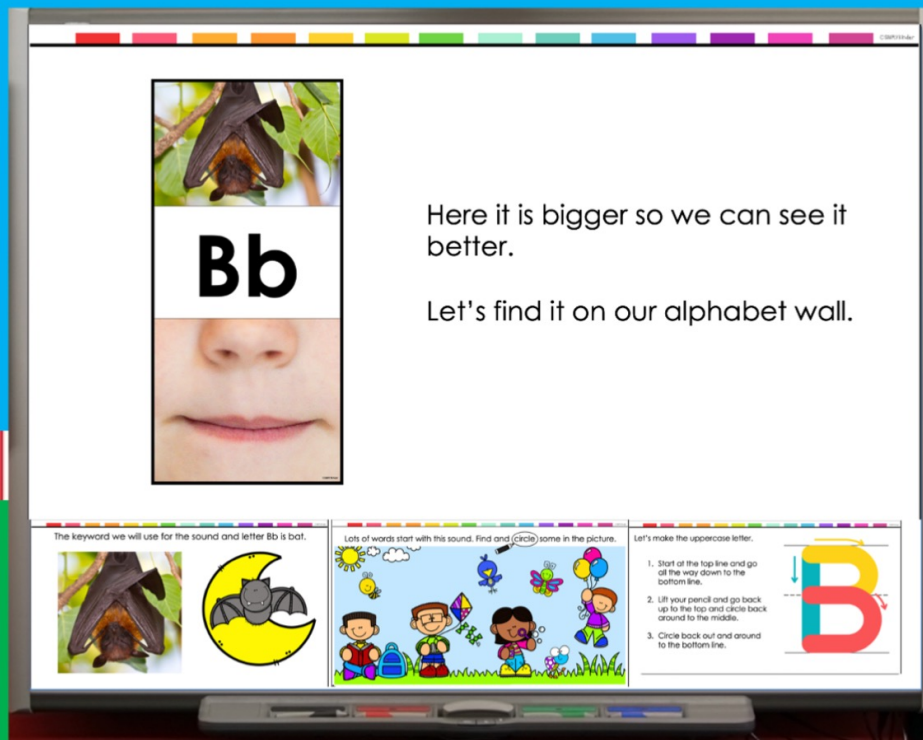
Work On These Throughout The Year As Students Need Reminders On Letters & Sounds

## WHOLE GROUP

Work On These With All Students to Learn Letters & Sounds with Engaging Interactive Slides



# WHAT'S INCLUDED FOR EACH LETTER










Each Deck Includes:

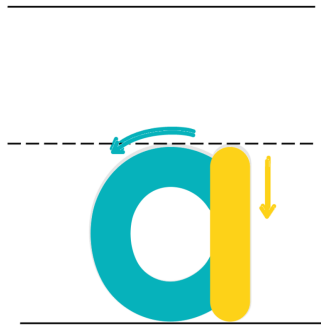
- 29+ Slides
- Sound Formation
- Keywords
- Letter Formation
- Sound & Alphabet Wall Connection
- Spelling Pattern
- Interactive Slides
- & MORE




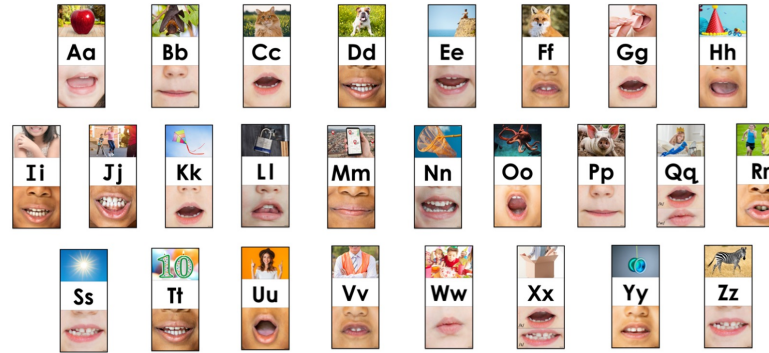
# PEEK INSIDE THE ACTIIVITIES

Let's make the letter 3 ways:


-   point & trace on board
-   in the air
-   on the rug
-   on your arm
-   on your leg
-   on your neighbors back
-   with your eyes closed




 Circle the letter on the Alphabet Wall.



We can find the letter by saying the alphabet.

Put the pictures that start with the sound on the pocket chart. 




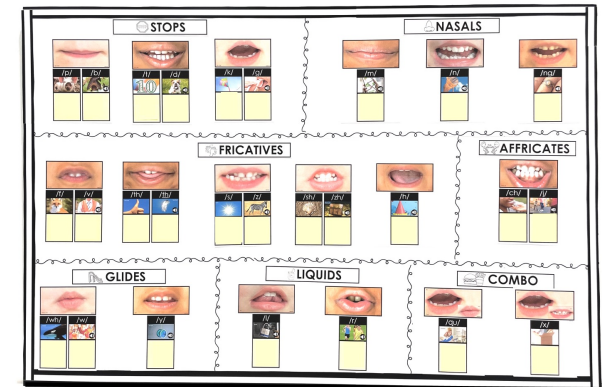
Lots of words start with this sound. Find and  circle some in the picture.



Let's say some more words with the sound.  
Say it with me. /b/ /b/ bus



 Circle the sound on the Sound Wall.  
Look for the keyword.



In PowerPoint And Google Slides



# GET THE BEST DEAL WITH THE BUNDLE

If you like this, you will LOVE the SoR Activity Bundle.

**SCIENCE OF READING**  
**88% OFF** **ACTIVITY BUNDLE**  
W/ PROFESSIONAL MOUTH PHOTOS

STOPS, NASALS, FRICATIVES, AFFRICATES, GLIDES, LIQUIDS, COMBO, R-CONTROLLED

SOUND WALL, PRINTABLES, & MORE **SIMPLYkinder**

- Sound Wall
- Teacher Tip Cards
- Interactive Notebooks
- Sounds Brochures
- Alphabet Printables
- Mini Books
- & SO MUCH MORE





# Meet Jennifer

Jennifer is the founder, lead educator, and curriculum designer of Simply Kinder.

Jennifer and her talented team work hard to provide teachers just like you with high quality, low-prep, and always affordable resources that your students are sure to love.

With a passion for the Science of Reading, Jennifer has been attending SoR aligned conferences, trainings, and workshops on this since 2014. She also holds a masters degree in early childhood literacy and uses evidence based best teaching practice throughout Simply Kinder.

When you purchase from Simply Kinder, rest assured that she's got your back. As a team, we take pride in our customer service and update our resources as we learn and grow because we know your time and money is valuable.

But Simply Kinder is more than printable resources, it's a community of teachers and we would love for you to be in it.



Become a Part of the  
**Simply Kinder Community**

- ✓ Connect with other early childhood teachers
- ✓ Stay up to date with all thing's kindergarten
- ✓ Get FREE resources weekly from Simply Kinder

**CLICK HERE TO JOIN**

